

# HOTELLO INSECTA

*Installation manual*



CAREFULLY CULTIVATED BY JUUL RAMEAU

# HOTELLO INSECTA

10,000s of visitors expected! No a five-star hotel for humans, but one specially designed for insects. They are struggling because of our human interference with Mother Nature. What we can do in return is offer them a nice place to nest and hibernate. Hotello Insecta offers not only optimal visual experience, but also attention and added value for biodiversity in gardens and parks!

*Hotello Insecta*

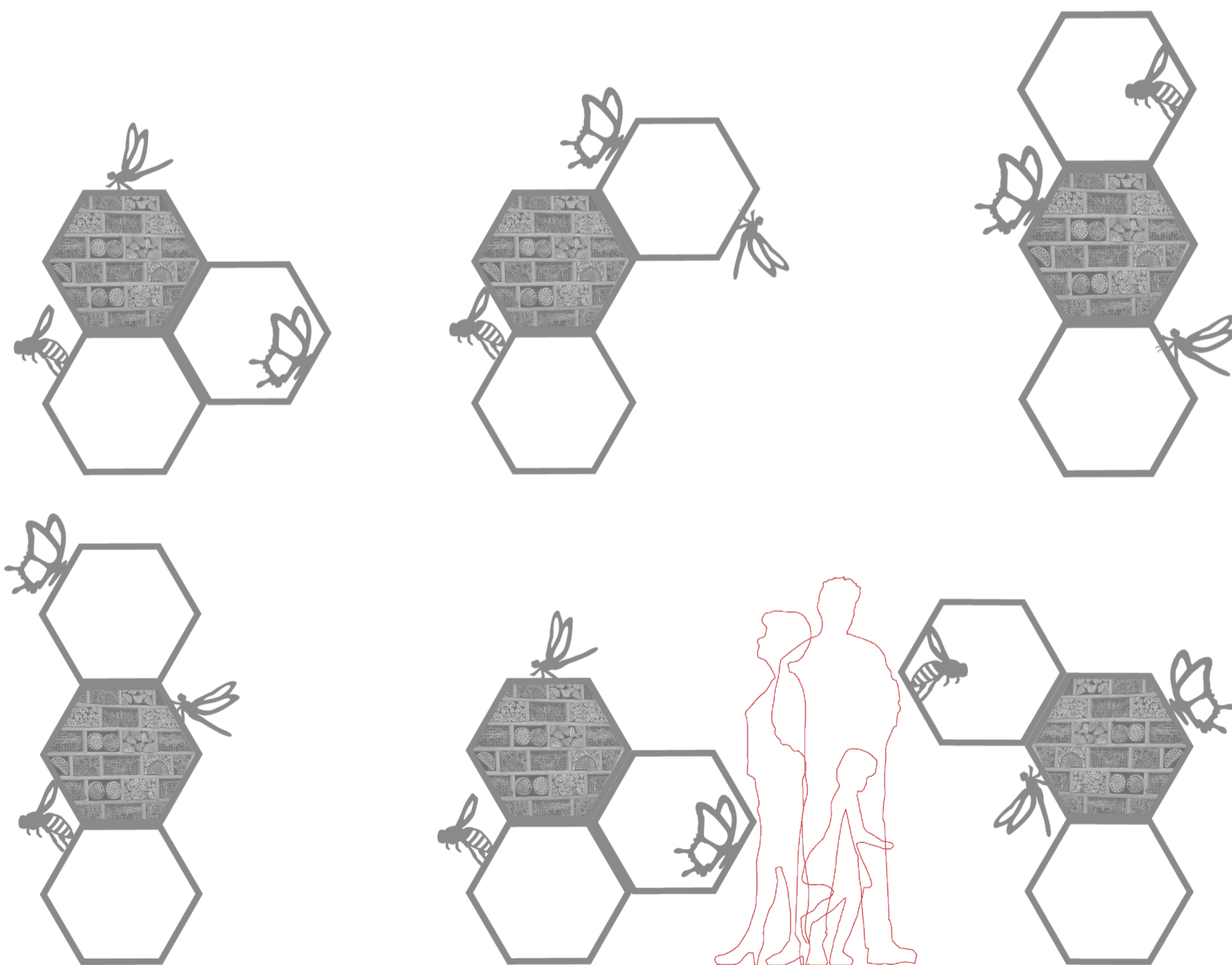
info@hotelloinsecta.nl

www.hotelloinsecta.nl

f@ hotello.insecta



EN || DE



## mounting options

# HOTELLO INSECTA

*Installation manual*



Sowing  
I-XII



Orientation  
to the south



Plant height  
150-215 cm



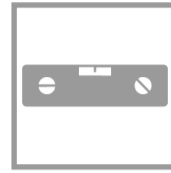
Place in full  
sun



Safe  
working



Shovel



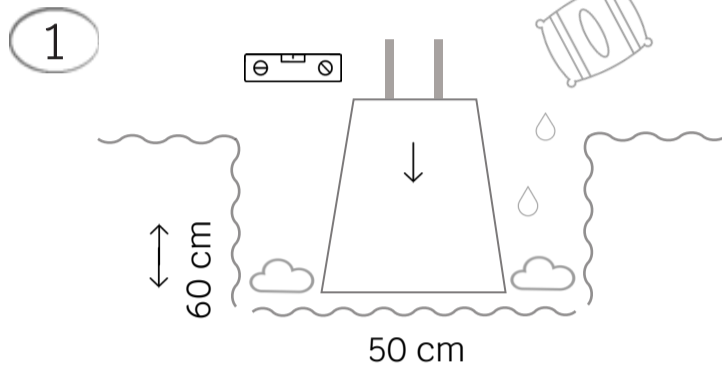
Spirit level



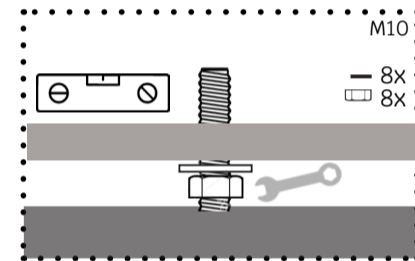
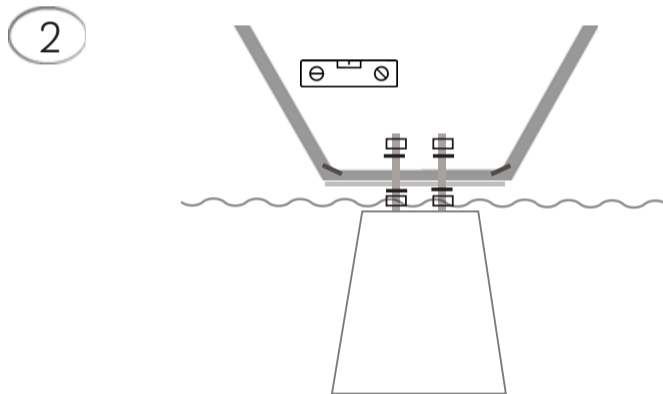
Spanner



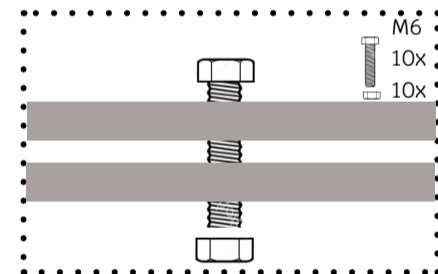
Screw  
machine




Place the concrete post in the excavated hole. Prepare the quick concrete by following the instructions on the package, and pour it around the concrete mound. After curing, close the hole.



Mount the object level by adjusting using the nuts at ground level.



Attach the hexagons and Insecta together with bolts in your desired arrangement.

- 4
- Place the attachment  in the hexagon and centre the insect hotel on it.
  - Secure the hotel via the back with 4 screws.
  - The hotel is now ready for the first guests!

